

# FIGHTER

FUSO

Fighter 1427 Euro 6.

4x2 / 6-SP MANUAL / AIR SUSP.



**OUR SAFEST FIGHTER YET WITH ACTIVE MITIGATION BRAKE, LANE DEPARTURE WARNING SYSTEM, ELECTRONIC STABILITY PROGRAM AND ACTIVE SIDEGUARD ASSIST AS STANDARD.**

GVM

14,000<sub>KG</sub>

GCM

14,000<sub>KG</sub>

Power/Torque

199<sub>KW</sub> / 785<sub>NM</sub>

- Medium rigid licence required.
- Actual vehicle may differ from above image

FUSO

# FIGHTER SPECIFICATIONS

## MODEL

4x2 1427 Air Susp. XLWB 6 Sp. MAN - FK65FMZ6RFAH

## WHEEL BASE

5540mm

## GVM

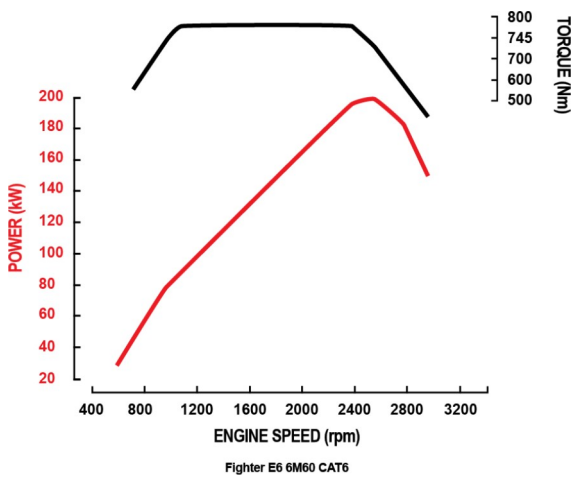
14,000kg

## GCM

14,000kg

### Engine

Engine Version	FUSO 6M60-CAT6 Diesel
Configuration	6 Cyl. In-line OHC, 4-Valve
Type	Variable Geometry Turbo Charged Air to Air Intercooler
Displacement	7.5 litre (7545cc)
Bore	118mm
Stroke	115mm
Power (ECE R85-00)	199kW @ 2500 rpm
Torque (ECE R85-00)	785Nm @ 1100-2400 rpm
Maximum Engine Speed	2900 rpm
Compression Ratio	16.0:1
Cooling System / Oil Cooler	Water cooled, 23.0L capacity/ Plate type engine oil cooler
Air Cleaner	Paper Element Type with Restrictor Indicator. Mounted Underbody (RH)
Emission Control	Diesel Particulate Filter (DPF) Exhaust Gas Recirculation (EGR) Selective Catalytic Reduction (SCR)
Emission Level	ADR 80/03 - Euro VI



### Fuel

Injection System	DENSO Common Rail System Electronically Controlled Direct Injection
Tank Type	Rectangular Steel Tank with Locking Cap
Fuel Capacity *	200 Litres
AdBlue Exhaust Fluid Capacity	23 Litres
Speed Limiter	Speed Limited 100km/h
Notes	*Max Fill to approx 95% of Air Capacity

### Cooling

Fan Drive	Electronically controlled (Viscous)
Radiator	Corrugated Fin with Expansion Tank

### Electrical

Voltage	24V Negative Earth
Battery Capacity	2x12V, 80Ah/5hr
Battery Specification	95E41R X2
Headlamp Type	Halogen
Headlamp Capacity	Low beam 2x70W High beam 2x70W
Fog Light	Halogen

### Clutch

Clutch Model	FUSO C7M38
Type	Single Plate
Operation/Specification	Air Assisted Hydraulic

### Transmission

Version	FUSO Manual M070S6-OD
Type/Speeds	6 with Air Assisted Gearshift
Features	Synchromesh 2nd-6th
Ratios	1st: 6.807 2nd: 4.172 3rd: 2.396 4th: 1.504 5th: 1.000 6th: 0.774 Rev. 6.807
PTO Opening	LH Side

### Propeller Shaft

Type	P10
Universal Joint	Needle Roller

### Front Axle

Axle Version	FUSO F500T
Type	Reverse Elliot 'I' Beam
Capacity *	5000kg
Notes	*See MAX LOADING for vehicle capacity.

### Front Suspension

Type	Long Taper Leaf with Double Acting Shock Absorbers
Size	1300x70mm Leaves

### Rear Axle

Type	Full Floating Banjo Type
Axle Version	FUSO R052T
Capacity*	9500kg
Ratio	4.625:1
Notes	*See MAX LOADING for vehicle capacity.

### Rear Suspension

Type	Air Suspension
Details	Trailing Arm with Double Acting Shock Absorber and CLCS
Air Spring	2x270mm dia.
Trailing Arm	660+355 x 90 x 40 - 2 Leaves
Notes	CLCS - Chassis Level Control System. Electronic height control of air suspension via steering wheel. 2 memory positions.

### Max Loading

Front	5000kg
Rear	9200kg
Total	14000kg
Notes	GCM 14,000 kg, no towing capacity.

### Options

### Steering

Type	Integral Power Assisted Ball and Nut
Steering Column	Tilt/Telescopic Adjustable

### Brakes

Type	Full Air, Dual Circuit, FUSO Taper Roller, Automatic Brake adjustment, ABS
Size Front	370x150mm
Size Rear	370x150mm
Park Brake	Rear Wheel Spring Actuated
Auxiliary Compressor	Exhaust Brake Water Cooled, 340cc Single Cyl.

**FUSO**

# FIGHTER SPECIFICATIONS

## MODEL

4x2 1427 Air Susp. XLWB 6 Sp. MAN - FK65FMZ6RFAH

## WHEEL BASE

5540mm

## GVM

14,000kg

## GCM

14,000kg

### Wheels & Tyres

Wheel Type	7 x Single Piece Steel Disc Including Spare
Wheel Size	19.5x6.75DC-147-12t
Wheel Stud Pattern	8x275mm PCD
Tyre Size All	265/70R19.5 140/138M
Spare Tyre Carrier	Provided

### Chassis

Type	Parallel Channel
Size	230x80x8.0mm
Width	844mm
Tensile Strength	540 MPa

### Instruments

Gauges	Speedometer Tachometer Fuel Level Air Pressure AdBlue Level
Colour Information Display	Odometer Tripmeter (x2) Hour Meter (x2) Outside Temperature AdBlue Level DPF Information Driving Range (Fuel and AdBlue) Current Vehicle Speed Cruise Control Lane Departure Warning Active Attention Assist Warning Alarm Clock Level Control Service Indicator & Reminder System Air Pressure Coolant Temperature Engine Oil Level & Running Time

### Multi-Media Package

Satellite Navigation	Maps with heavy vehicle weight, length, height & hazardous material selectable restrictions with 3 years of Map updates
Colour Display	6.2 inch LCD with touch screen control
Phone Connectivity	Bluetooth® hands free
Audio Visual Entertainment	Bluetooth® music streaming compatible Digital radio DAB+ (also AM/FM for areas not covered by DAB+) USB & 3.5mm/AUX port
Reversing Camera Compatible	1 Reverse Camera fitted as standard Display can accept up to 4 additional cameras#
Optional Accessories (available at additional cost)	Rear Mounted Parking Sensor Kit High or Low Tyre Pressure Monitoring System

### Cab Features

Type	All Steel Forward Control Manual Tilt 44 deg.
Mounting	Hydroelastic Susp. 4 Point
Colour	Natural White
Interior	Fully Trimmed
Windscreen Wipers	Automatic 2 Speed + Intermittent Cycle with Integrated Washer Nozzles
Rear Vision Mirrors	Remote / Heated with Convex Spotter (Both sides)
Seating Capacity	3
Seat Belts	2 ELR Lap Sash, 1 Lap Driver pre-tensioner
Seat (driver)	ISRI Suspended with Weight Adjustment, LH Arm Rest and Lumbar Support
Seats (passenger)	Centre: Low Back with Fabric Trim Forward Folding Far Passenger: Fixed Base with Reclining Seat Back, Integral Headrest and Fabric Trim

### Active Safety

Safety Systems	AMB plus - Active Mitigation Brake ESP - Electronic Stability Program AAA - Active Attention Assist ASA - Active Sideguard Assist LDWS - Lane Departure Warning System ABS - Anti-lock Braking System DRL - Daytime Running Lamps
Reverse Warning	Wide Dynamic Range Camera and Buzzer
Notes	Active Safety Systems primary function is to provide driver assistance to increase road safety in events of driver inattentiveness. These systems do not allow for lack of attention whilst driving and should not replace safe and alert driving.

### Passive Safety

Airbags	SRS Airbag - Driver
Seat Belts	Driver Seat Belt Pre-tensioner

### Service Intervals

Interval*	20,000km or 12 Months whichever occurs first
-----------	--

### Warranty

Basic/Powertrain	5 Years or 300,000kms (whichever occurs first)
------------------	--

### Performance

Turning Circle (kerb to kerb - metres)	19.4
Electronically Speed Limited to:	100km/hr Conforms to ADR65/..
Gradeability at Rated GVM (theoretical)*	38%
Notes	*This is theoretical performance only. Actual performance may vary under different conditions

### Mass estimated\*

Front*	2530kg
Rear*	1605kg
Total*	4135kg
Notes	* Mass (est.) includes oil and water but excludes spare wheel, tools & fuel. Weights provided are subject to 3.5% variation (+/-)

### Dimensions mm

WFF (Width Front Fender) (mm)	2170
WRA (Width Rear Axle) (mm)	2270
WFT (Width Front Track) (mm)	1780
WRT (Width Rear Track) (mm)	1710
Width Frame (mm)	844
A - Length Overall (mm)	9075
C - Front Overhang (mm)	1135
D - Wheelbase (mm)	5540
G - Front Axle to Rear of Cab (mm)	855
H - Rear of Cab to Rearmost Item Behind Cab (mm)	75
I - Rearmost Item Behind Cab to Rear Axle (mm)	4610
J - Frame, Rear Axle to End (mm)	2400
N - Height Overall (mm)	2525
R - Height Rear Frame to Ground (mm)	858

**FUSO**

# FIGHTER SPECIFICATIONS

## MODEL

4x2 1427 Air Susp. XLWB 6 Sp. MAN - FK65FMZ6RFAH

## WHEEL BASE

5540mm

## GVM

14,000kg

## GCM

14,000kg

### Body Builder's Notes

#### Notes

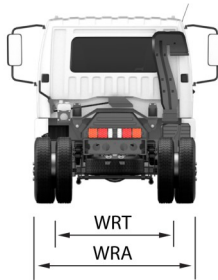
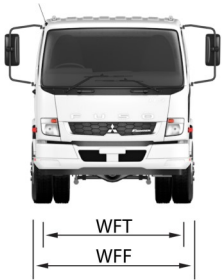
Chassis reinforcement must be utilised for Tipper/Demountable type body configurations. To conform with ADR 13/00 and 14/02 (lighting/mirror requirements) the following must be adhered to at body installation.

- If other than a flat type or tipper body is fitted, rear end out-line marker lamps must be installed.
- If overall length exceeds 6.0 metres, side reflectors must be installed.
- If overall length exceeds 7.5 metres, side marker lamps must be installed.
- If overall width is less than 2.4 metres, the mirrors must be modified to project not more than 230mm. To conform with ADR 42/04 (General Safety), rear wheel guards must be fitted to the vehicle.



**Call 1800 033 557**

or visit [fuso.com.au](http://fuso.com.au)



Unless specified in writing herein the accessories, applications, bodies or equipment depicted in this are for illustration purposes only and may not be available from Daimler Truck Australia Pacific Pty Ltd. ABN 86 618 413 282 DTAuP. No representation or warranty whatsoever is given in relation to any accessories, applications, bodies or equipment or suitability of same that are shown herein that may be manufactured, supplied or fitted by a party other than DTAuP. DTAuP reserves the right without notice or obligation to discontinue or make changes to the colour, designs, materials and specifications of the products and options referred to herein at any time. For the most current information and in order to ascertain which accessories, applications, bodies and equipment are available from DTAuP please contact your authorised FUSO dealer. Fuso is a registered trademark of Daimler Truck Australia Pacific Pty Ltd. Copyright DTAuP. Reproduction in whole or part prohibited without written approval. Part Number TSF65A. Valid from 17-May-21.

